

PRAYERTM

STATIONS



Prayer Changes Things

A PRAYER EVANGELISM STRATEGY

Training Manual

TABLE OF CONTENTS

Introduction

- Page 3** A message from the Founder
Greeting From the Executive Director
Prayer Stations' Mission Statement
- Page 4** Prayer Station Trademark
The History
- Page 5** The Biblical Basis
The Basic Strategy

Get Your PRAYER STATION Ready

- Page 6** Assembly Instructions for all Prayer Stations
- Page 8** Helpful Additional Products
Replacement Parts

The Process

- Page 11** Intercessory Prayer
Choosing a Location
- Page 12** Prayer Station Attire
Distributing the Flyers
- Page 13** Simple Tips at the Prayer Station
- Page 15** Sample Contact Card
Sample Prayer Card
- Page 16** Dealing With Potential Issues
Don't Forget to Thank God!
- Page 17** Prayer Station Contact Follow-up

Final Thoughts | Contact Us

- Page 18** Final Thoughts
Contact Us

A message from the Founder

We are excited to welcome you to the Prayer Stations' Family! We pray that this powerful tool will help your church or ministry reach many for Christ in your neighborhood, city or beyond.

In the 30 years since this Prayer Evangelism strategy began on the streets of New York City, we have seen thousands of people come to Christ around the world. Prayer Stations have been shipped to churches and ministries on every inhabited continent of the globe in 13 different languages. May God help you and your team pray the prayer of faith and see signs and wonders take place. Most important of all, may He give you great fruitfulness in leading people of all ages, races, and nationalities to know Jesus as their Lord and Savior!

For His eternal purpose,

Nick Savoca

Founder

Prayer Stations Inc.

Greetings from the Executive Director

We are so excited to partner with you in the ministry of Prayer Stations, a powerful prayer evangelism tool that will ignite your teams! We trust that the training you receive from this manual and the accompanying videos will assist you in launching the Prayer Station ministry in your city or town.

Our desire is to help facilitate this ministry tool around the world. Please read through the enclosed material carefully and share it with your team. Prayer Stations is not a complicated prayer evangelism strategy, but rather, a very disarming tool. Everyone could use a prayer!

May God richly anoint your team as you take Prayer Stations to the people and pray for their felt needs, while also tending to their eternal need of Jesus!!

Blessings,

Anita Setran

Executive Director

Prayer Stations Inc.

Prayer Stations Mission Statement

Prayer Stations desires to share with the Body of Christ a God given strategy to reach out to people in the marketplace through prayer for their felt needs, and in so doing, lead them to Christ, who alone can meet their real or eternal need.

Prayer Station Trademark

It has been our desire since the very beginning to share this ministry with churches and Christian organizations world-wide who would be interested in utilizing this strategy in their own town or city.

During the first years of pioneering we observed a need to establish basic guidelines in order to maintain a standard of excellence. We filed for and received a trademark for the name “Prayer Station.” This enables us to help manage and facilitate the use of the name. Ensuring that those who participate in this ministry will be evangelical Christians, with sufficient training, and who are committed to common standards for both the appearance and the operation of the Prayer Station.

Therefore we ask that no one use the name “Prayer Station” unless they have procured their Prayer Station from prayerstations.org and have committed themselves to the basic guidelines for the operation of the Prayer Station ministry.

It is possible however, for a church or ministry to construct their own prayer evangelism tool and simply operate it under a different name.

As we purchase our Prayer Station parts in bulk, most will not find it possible to build a similar high quality prototype to our Prayer Station more economically than procuring one through prayerstations.org.

Once again, we are thrilled to share this powerful prayer evangelism tool with you. Our prayer is that it will radically change lives for Jesus in towns and cities all around the world!

The History

In 1992, in preparation for the annual New Year’s Eve Outreach in New York City, we were praying and asking the Lord for His evangelism strategy. We clearly heard God say, “Pray for people on the street.” As we asked God for understanding on how to do this, He gave us a strategy - set up a Prayer Station on the sidewalk and invite people to stop and receive prayer for their felt needs.

From the first day, people warmly responded and many were ready to receive prayer, opening their hearts to the message of the gospel. This strategy has proved to be one of the most effective, powerful and disarming street evangelism methods we have ever been involved in.

The Biblical Basis

Throughout the ministry of Jesus and that of the apostles of the early church, we find an emphasis on prioritizing prayer for the felt needs of people as an initial strategy to reach their hearts with the gospel. Jesus often prayed first for a person's felt need and then addressed the need of their eternal soul. This was also common in the ministry of Paul, Peter and the other apostles of the first century church.

In Acts chapter 3, Peter and John prayed for the healing of the crippled man at the Beautiful Gate of the Temple, the man was healed. As a result the whole city was impacted with the gospel and the power of God. Praying for people in the market place was an everyday practice of the first century church. The miracles and healings that resulted were used by God to draw attention to the message of the gospel and the real need of the people—their need for a relationship with Jesus. Most people in the world today do not hunger and thirst after a spiritual relationship with God, but they all have very real needs. It could be healing, a job, a place to live, problems at home, the need of a family member or a close friend, etc. By first addressing their felt need and believing God to meet it, they are touched and more receptive to hear and respond to the gospel.

Much has been discussed about the power of prayer in magazines and journals, as well as radio and TV. People are aware of the benefits of prayer and are not hostile to the idea of someone praying for their needs. Praying for people on the street, as is done with the Prayer Station ministry, is not a gimmick for the gospel. In the ministry of Jesus and the early apostles, the prayers that were prayed for the unbelievers were powerful and effective to meet their needs and God has not changed! It is important that those Christians that participate in Prayer Evangelism are prepared to believe God for the miraculous. With this Prayer Evangelism method we not only pray for the lost, but with the lost. Prayer is not just something we do to prepare for battle, but prayer is the battle itself!

The Basic Strategy

Every Christian can pray! We don't need the gift of the evangelist or the vocabulary of a great preacher, we are simply giving to others the special gift given to us through Christ—ACCESS WITH GOD! Our prayer then becomes the starting point for us to share our faith.

In effect we begin by praying for the felt needs of people on the street and then move from their felt needs to their real need—giving their heart and life to Jesus! Begin with the temporal and move to the eternal.

For example, a person may say, "Please pray for my son, he is on drugs." We need to begin by praying for that person's child. We then have an excellent opportunity to share that the reason many become involved with addictions is that they are trying to fill a void in their life that can only be satisfied by a relationship with God. Hence praying for their felt need and then addressing their eternal need for Jesus.

ASSEMBLY INSTRUCTIONS



7ft FLAG INSTRUCTIONS



1 Take out metal legs & silver attachment



2 cross two metal legs with hole in center



3 screw silver attachment into legs



4 open pole case



5 remove poles from case



6 connect poles



7 fully open flag



8 insert pole fully into side pocket of flag



9 connect elastic string from flag to pole connector



10 place flagpole onto silver attachment for metal base



You are finished!
The flag is ready to go!

11ft FLAG INSTRUCTIONS



1 Take out metal base & silver attachment



2 screw silver attachment to metal base



3 swivel out bottom section of metal base



4 open pole case (larger side in pocket)



5 smaller side of pole in elastic



6 remove poles from case



7 connect poles



8 fully open flag



9 insert pole fully into side pocket of flag



10 connect elastic string from flag to pole connector



11 place flagpole onto silver attachment for metal base



You are finished!
The flag is ready to go!

15ft FLAG INSTRUCTIONS



1 Take out metal base & silver attachment



2 screw silver attachment to metal base



3 swivel out bottom section of metal base



4 open pole case (larger side in pocket)



5 smaller side of pole in elastic



6 remove poles from case



7 connect poles



8 fully open flag



9 insert pole fully into side pocket of flag



10 connect elastic string from flag to pole connector









11 place flagpole onto silver attachment for metal base



You are finished!
The flag is ready to go!

Helpful Additional Products

The Prayer Station ministry is always evolving with the times and we have created additional products to help you perform your ministry at the greatest level possible. Visit prayerstations.org/shop

<p style="text-align: center;">Prayer Station Classic</p> 	<p style="text-align: center;">Prayer Station Flag</p> 
<p style="text-align: center;">Prayer Station Table Cover</p> 	<p style="text-align: center;">Prayer Station Hat</p> 
<p style="text-align: center;">Prayer Station Tee Shirt</p> 	<p style="text-align: center;">Prayer Station Lanyard</p> 

Replacement Parts

You can order replacement parts at prayerstations.org/shop

Intercessory Prayer

The first priority for the Prayer Station Team is to spend time in prayer. Pray together before arriving on site.

Pray to prepare the team's hearts for God's priorities. Have your team ask God to give them specific prayers to pray over each individual they have the privilege of praying for.

Once your team arrives on site, have them prayer walk the area before you get started. Change the spiritual climate of the street before beginning ministry.

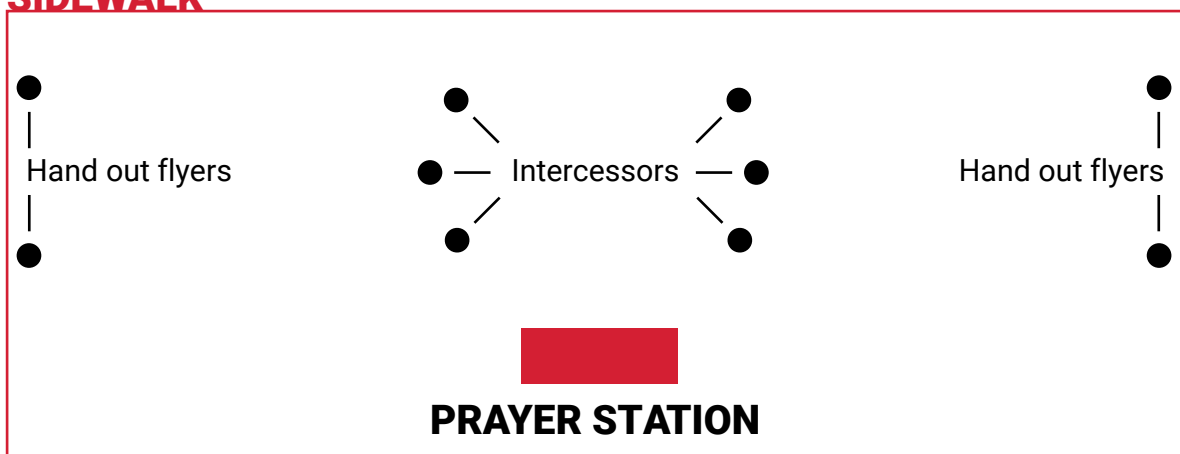
Choosing a Location

It has been our experience that a permit for the Prayer Station is not necessary. However, keep these tips in mind when setting up a Prayer Station:

- Prayer Station volunteers are not permitted to sell anything at a Prayer Station without a specific permit to do so.
- Ensure that your Prayer Station is not causing a roadblock to pedestrian traffic on the sidewalk, therefore, choose a street with a wide sidewalk.
- Ensure that your Prayer Station volunteers are not using amplification or speakers for music without a specific permit to do so.
- We encourage you to check with your local city or town ordinances to see what your rights and privileges are if you are unsure about a location.

STOREFRONTS

SIDEWALK



STREET

Prayer Station Attire

We recommend that your team be easily identifiable so that people will know who is connected to the Prayer Station:

- Included with your Prayer Station are 10 Prayer Station Aprons - they can easily be worn over summer clothing and fit well over a coat in colder weather.
- The Prayer Station Aprons have a large pocket where flyers, contact cards, tracts and a pen can be stored.
- Additionally, you can visit our website to purchase Prayer Station T-shirts, Lanyards and Trucker Hats at: prayerstations.org

Distributing the Flyers

1. Enclosed is a sample copy of the Prayer Station Invitation flyer used by our ministry. You have the freedom to create a flyer that you feel best fits your situation. When printing your flyer consider adding some information about your church or ministry as shown in the enclosed sample. You might also consider printing a simple Gospel presentation on the reverse side.

2. It is important that your team members have a genuine positive attitude about what they are doing. People will read the message on their faces before they hear anything they have to say. If your team members don't appear friendly, people will not be very inclined to accept their invitation or want to receive prayer.

3. Flyers should be distributed with a positive word of greeting. "Good Morning" or "Afternoon." "Happy New Year" for a New Year's Eve Outreach, or "Merry Christmas" for Christmas, etc.

4. Flyers should be handed out facing the person that is being invited to stop for prayer.

5. Team members should be prepared to begin a conversation with anyone. They may receive questions like, "What's this all about?" If someone begins a conversation with them and then proceeds to share their felt need - the team member should stop and pray for them. Seize the moment!

6. If several people in sequence have turned down a flyer, train the team member to turn around, shuffle their flyers and then turn back around and begin to distribute them again. This breaks the sequence of turndowns. People often follow suit with what they see those in front of them doing, if some are turning down their flyer, chances are others will too. It is important to break the cycle.

7. Ask the team members to look around the area where they are standing and pick up any flyers that have been discarded. Flyers on the sidewalk only encourage others to throw theirs down as well, plus we want to be respectful and clean up any and all litter around us.

Simple Tips at the Prayer Station

1. Remind your team members that most people will not stop to be prayed for on their own. They will need an invitation.
2. The first impression that many individuals have is one of disorientation and caution. Your team members may need to reassure them and make them feel comfortable that they are simply offering FREE prayer.
3. Be sure that your team members are clear that they are asking to pray for the individual, and that they are not asking the individual to pray.
4. Have the individual articulate their “felt” need.

EXAMPLES:

- “I am sick.”
- “I need a job.”
- “I need to find a place to live.”
- “I have trouble at home.”
- “My loved one or friend is sick.”

5. If the individual responds with something like, “Yeah, pray I hit the lottery,” the team member should respond by addressing their basic “felt” need and say something like, “Sounds like what you really desire is for God to bless and prosper your life, I can pray for that.”
6. Ensure that your team members pray for the individual’s “felt” need(s) before addressing their eternal need. Jesus often met people’s “felt” needs before going deeper.
7. Your team member should understand that their prayer for a person’s “felt” need is not a gimmick for the gospel. God hears the prayers prayed for those who do not know Him and will act on their behalf. They should believe and expect in faith that their prayers for this person will be answered by God! Remember, Jesus and the Disciples prayed BIG, FAITH prayers and saw God work miracles!
8. It is advisable not to take the liberty of laying hands on people when praying for them. While there might be some exceptions to this rule, generally many people feel uncomfortable if team members take the liberty of touching them without their consent. If it seems appropriate, the team member might ask if the person does not mind.

9. Once the team member has prayed for the person's "felt" need, they should be prepared to transition into sharing about Jesus. The prayers they have prayed for their "felt" needs may give them an opportunity to begin a conversation with them about their soul, or God may give the team member discernment regarding their life. In any event, this is their opportunity to share their faith. Remember this is PRAYER EVANGELISM and NOT JUST PRAYER! Encourage your team members to be bold and ask God for His wisdom on how to share!
10. The team should be prepared ahead of time with tracts, Bibles and/or New Testaments that can be given out for FREE to those that you pray for. Team members should ask those who seem to have a real interest in the Lord, or have prayed to receive the Lord, if they own a Bible or New Testament. If they do not, they should offer to give them a copy.
11. Often a Christian will stop and affirm the Prayer Station ministry or ask about who you are and what you are doing. When your team member meets a Christian offer to pray for whatever request he or she might have. The prayers will be a blessing to both of them.
12. It is important to remember to rotate your team members so that those who are giving out the flyer invitations have an opportunity to be an intercessor, and visa-versa.
13. If your Prayer Station is going to involve several hours of ministry you should remember to rotate your team members with breaks.
14. It is important that your team members ask anyone who is interested in hearing more of the gospel, or has given their life to Christ, to give their name, mailing address, email and telephone information on the Contact Card. Make sure that they know to write legibly and include all the information requested on the card. After the team member says good-bye, they should take a minute and jot a few notes on the back of the card to aid with the follow-up. Encourage your team members to always complete a Contact Card by putting themselves in the place of the person that is going to do the follow up. Included should be all relevant information that will assist the follow-up person to know how to effectively minister to the individual.
15. Do NOT accept donations individually at the Prayer Station. However, you might suggest that they donate to your church or ministry. Provide the individual with a way they could potentially make a donation. (For Example: Provide a website where donations can be received.)

Sample Contact Card

CONTACT CARD		DATE _____
<small>(PLEASE PRINT)</small>		
NAME _____		
STREET _____		
CITY _____		
STATE _____		ZIP _____
HOME PHONE _____		
CELL PHONE _____		
EMAIL _____		
MF	<30	30-50
<input type="checkbox"/>	<input type="checkbox"/>	<input type="checkbox"/>
<input type="checkbox"/>	ENG	SPAN
	<input type="checkbox"/>	<input type="checkbox"/>
	OTHER	<input type="checkbox"/>
	<input type="checkbox"/>	
MET AT _____		
WORKER _____		
COMMENTS _____		

<small>(continue on reverse side if necessary)</small>		

Sample Prayer Card

GOD ANSWERED PRAYER!	Tell us how God answered your prayer:

Name _____	Contact _____

	STAMP or PERMIT

Dealing With Potential Issues

During the years that we have shared the ministry of Prayer Stations there have been relatively few challenges on the street, however, there are some important things to be aware of:

1. If someone becomes belligerent, instruct your team members to bring that person to the attention of the Prayer Station leader. Attempt to deal with the person in gentleness on the side if possible. Remember, “A soft answer turns away wrath.” Do not focus the team’s attention on the disturbance. Call for assistance from the police should the person seem threatening to the well-being of the team.
2. If your Prayer Station is set up in front of a store and the store owner is not pleased, most often the best practice is simply to relocate rather than cause an issue.
3. If a policeman asks you to move your Prayer Station, kindly make sure he/she understands that you are not involved in any commercial enterprise and that he/she is aware of the FREE service you are providing. Most often the police will simply ignore the Prayer Station, and in many cases have affirmed us for our efforts. If need be, you may want to remind the officer or official of your First Amendment Right.

Amendment I (First Amendment – Freedom of expression and religion)

Congress shall make no law respecting an establishment of religion, or prohibiting the free exercise thereof; or abridging the freedom of speech, or of the press; or the right of the people peaceably to assemble, and to petition the Government for a redress of grievances.

Again - if you are following through with the instructions given in “Choosing a Location” your team should not have a problem with maintaining their right to assemble and pray.

Don’t Forget to Thank God!

After your Prayer Station ministry for the day, take time with your team to give thanks to God for what He has done to bless you and those you have ministered to. Give God all the glory!

Prayer Station Contact Follow-up

The most critical element, yet often overlooked, is the follow up of contacts made during the outreach. This can be the difference between a person's life-long commitment to Christ and a soon forgotten encounter.

If your outreach group is not a local church or group of churches working together on outreach, but rather a missions group, or simply a group of Christians with a vision to do evangelism in your area, you must plan and work through your follow up strategy before you begin your ministry. It is important that you are ready to point contacts in the direction of a local church where they can be disciplined.

If there is not a follow-up strategy, weeks may lapse before someone who has registered a definite interest is contacted again. In most cases anyone NOT contacted within a week of the original encounter will have "gone cold" and it is therefore more difficult to recultivate the relationship.

The highest and best strategy is for the individual who made the contact at the Prayer Station to be the same one who makes the initial follow up. However, this is not always possible, but it is certainly the most nonthreatening and effective way of making a secondary contact.

Churches and ministries have a variety of ways to do follow up. If your church or team does not have a follow up procedure consider the following:

Within 1–3 days of the outreach:

A phone call from either the person who prayed with the contact, a designated member of your group or the local church that is following up with discipleship.

To make the contact feel comfortable - men should follow up with men and women should follow up with women.

When calling, your team member should make sure to do the following:

- Identify themselves as being a part of the Prayer Station ministry.
- Be warm and friendly.
- Inquire regarding the prayer that was prayed for them and ask if there have been any changes.
- If they gave their life to Christ at the Prayer Station, they should ask about any changes their decision has made in their lives. The team member should be ready to answer any questions they have.
- Ask about the possibility of meeting at a public location. It is good policy for your team member to have someone go with them when they meet the contact again. They should be sure to let the contact know that someone else will accompany them.

- Have your team member be prepared to offer the contact a gift, such as:
 - A copy of the full Bible.
 - A Bible study course.
 - Materials that might be of special help to them with a particular need they have.
 - Any other help books or legitimate counseling contacts.
 - The name, address and contact information for a local church that they can plug into.
- The team member should end the call by praying for them.
- If it is not possible to call, the team member should send a personalized letter via mail or email to the contact within the same period of time. In the letter, they should mention that they will be calling and also offer to meet up again.

Ultimately, your team members will want to see that their contacts are now plugged into a local church where they can be discipled, nurtured and equipped to go out and reach others with the same saving gospel that transformed their life.

Final Thoughts

We trust that the training you have received in this manual will produce powerful and effective results. Please remember we are here to serve you. We are happy to answer any questions or assist you in any way we can. We would love to hear your Prayer Station stories and receive photos and videos of your ministry.

PRAYER CHANGES THINGS! PRAYER CHANGES LIVES!

Contact Us

PRAYER STATIONS

PHONE: (888) 686-5550

Email: info@prayerstations.org

Website: prayerstations.org